











Lesson 18: Body Parts 1

Vocabulary:

spłqeyn	Head
olín	Stomach/Belly
sněmičn	Back
soqmép	Butt
snpsaqs	Nose
sčuwáxn	Arm
čelš	Hand
splimcn	Mouth
sččmaqstšn	Leg
sčuʔšín	Foot

Sentences:


čoqʷnt łu a(n) _____.	Point to your _____.
čeň łu a(n) _____?	Where is your _____.
ihéʔ łu i(n) _____.	Here is my _____.

 <p data-bbox="339 527 513 583">spłqeyn</p>	 <p data-bbox="792 527 875 583">olín</p>	 <p data-bbox="1118 527 1300 583">snčmičn</p>
 <p data-bbox="342 898 513 955">soqmép</p>	 <p data-bbox="748 898 919 955">snpsaqs</p>	 <p data-bbox="1117 898 1308 955">sčuwáxn</p>
 <p data-bbox="383 1346 472 1402">čelš</p>	 <p data-bbox="743 1346 919 1402">splimcn</p>	 <p data-bbox="1084 1346 1333 1402">sččmaqstšn</p>
 <p data-bbox="345 1745 513 1801">sču?šín</p>		








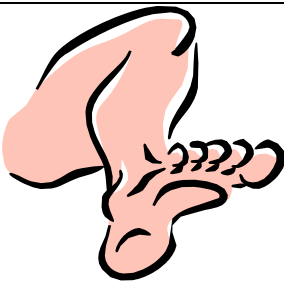
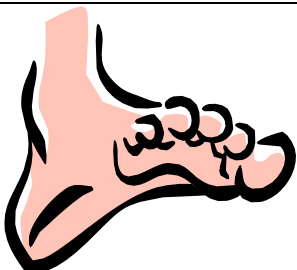
i sk^west _____

Practice 1. Answer the questions by telling where your body part is. Answer according to the picture. Follow the model.

Model:



Q1: čeň łu a(n) spłqeyn ?
A: ihé? łu i(n) spłqeyn.

		
Q: čeň łu an <u>olín</u> ?	Q: čeň łu a <u>snčmičn</u> ?	Q: čeň łu a <u>soqmép</u> ?
A:	A:	A:
		
Q: čeň łu a <u>snpsaqš</u> ?	Q: čeň łu a <u>sčuwáxn</u> ?	Q: čeň łu an <u>čelš</u> ?
A:	A:	A:
		
Q: čeň łu a <u>splimcn</u> ?	Q: čeň łu a <u>sččmaqstšn</u> ?	Q: čeň łu a <u>sču?šín</u> ?
A:	A:	A:

Practice 2. Draw a line from each word to a picture that matches. Use each picture one time only.

1




2



3



4



5



6



7



8



9



10



A čelš

B sčuwáxn

C snčmičn

D splimcn

E sčú?šín

F olín

G snp̄saqs

H sp̄lqeyn

I sččmaqstšn

J soqmép