


Lesson 13: Foods 2

Vocabulary:

łk ^w łk ^w alí	Corn
s ^w ewł	Fish
s ^x setk ^w	Soup
lipúl	Chicken
s ^ł uk ^w m	Carrots
q ^e ytq ^m	Strawberries
q ^w léwye?	Onion
?apls	Apples

Sentences:


ha an x ^m enč łu ____?	Do you like _____?
?e, in x ^m enč łu ____.	Yes, I like _____.
ta, tam in x ^m enč łu ____.	No, I don't like _____.
ha k ^w es nte? t ____?	Do you want some _____.
ta, lemlmtš.	No, thanks.
?e.	Yes.



łk^włk^walí



?apls




s^wewł



sxsetk^w




q^wléwye?



qeytqm











słuk^wm



lipúl









Practice 1. (Answer the questions by telling whether you like what is in the picture).

	<p>Q: ha an xmenč tu <u>fk^wlk^walí</u> ?</p> <p>A: ?e, in xmenč tu <u>fk^wlk^walí</u>.</p> <p>A: ta, tam in xmenč tu <u>fk^wlk^walí</u>.</p>
---	---


	
<p>Q: ha an xmenč tu <u>s^wewł</u> ?</p>	<p>Q: ha an xmenč tu <u>s^xsetk^w</u> ?</p>
<p>A:</p>	<p>A:</p>
	
<p>Q: ha an xmenč tu <u>q^wléwye?</u> ?</p>	<p>Q: ha an xmenč tu <u>q^eytq^m</u> ?</p>
<p>A:</p>	<p>A:</p>
	
<p>Q: ha an xmenč tu <u>s^luk^wm</u> ?</p>	<p>Q: ha an xmenč tu <u>lipúl</u> ?</p>
<p>A:</p>	<p>A:</p>
	
<p>Q: ha an xmenč tu <u>?apls</u> ?</p>	
<p>A:</p>	

i sk^west _____

Practice 2. (Answer the questions by telling whether you want what is in the picture).

	<p>Q: ha k^w es nte? t <u>ḱ^wḱ^walí</u> ?</p> <p>A: ?e</p> <p>A: ta, lemlmtš.</p>
	
<p>Q: ha k^w es nte? t <u>s^wewł</u> ?</p>	<p>Q: ha k^w es nte? t <u>s^xsetk^w</u>?</p>
<p>A:</p>	<p>A:</p>
	
<p>Q: ha k^w es nte? t <u>q^wléwye</u> ?</p>	<p>Q: ha k^w es nte? t <u>ḱ^eytq^m</u> ?</p>
<p>A:</p>	<p>A:</p>
	
<p>Q: ha k^w es nte? t <u>s^luk^wm</u> ?</p>	<p>Q: ha k^w es nte? t <u>lipúl</u> ?</p>
<p>A:</p>	<p>A:</p>
	
<p>Q: ha k^w es nte? t <u>?apls</u> ?</p>	
<p>A:</p>	

Practice 3. Draw a line from each word to a picture that matches. Use each picture one time only.



A q^wléwye?

B s^xsetk^w

C ?apls

D s^wewł

E łk^włk^walí

F q^éeytq^m

G lipúl

H s^łuk^wm