






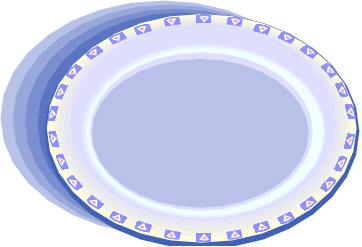



Lesson 11: Having a Meal

Vocabulary:





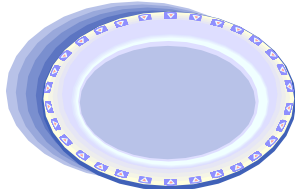

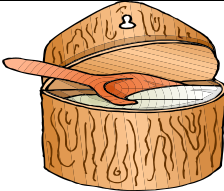


ćol	Salt
łxta	Pepper
tiš	Sugar
łek ^w pcíntn	Fork
łum̃n	Spoon
łninčmn	Knife
qpéłce?tn	Plate
łpo	Cup
s?itn	Food

Sentences:

ck ^w ent ci _____.	Pass me a/the _____.
čeń łu _____?	Where is the _____?
ihé? łu _____.	Here is the _____.
ta es mistén.	I don't know.
ha k ^w es nte? t _____?	Do you want some _____?
?e, ck ^w ent ci _____.	Yes, pass me the _____.
ta.	No.





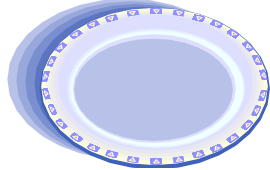

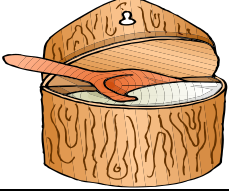

 <p data-bbox="391 562 456 617">ćol</p>	 <p data-bbox="805 569 902 623">łtɣta</p>	 <p data-bbox="1240 562 1295 617">tiš</p>
 <p data-bbox="318 1010 548 1064">łek^wpcíntn</p>	 <p data-bbox="776 1010 889 1064">łumn</p>	 <p data-bbox="1170 1010 1382 1064">qpéłce?tn</p>
 <p data-bbox="318 1503 500 1558">łninčmn</p>	 <p data-bbox="805 1493 889 1558">łpo</p>	 <p data-bbox="1198 1503 1300 1558">s?iłn</p>

Practice 1. (Answer the questions by telling whether you want what is in the picture).

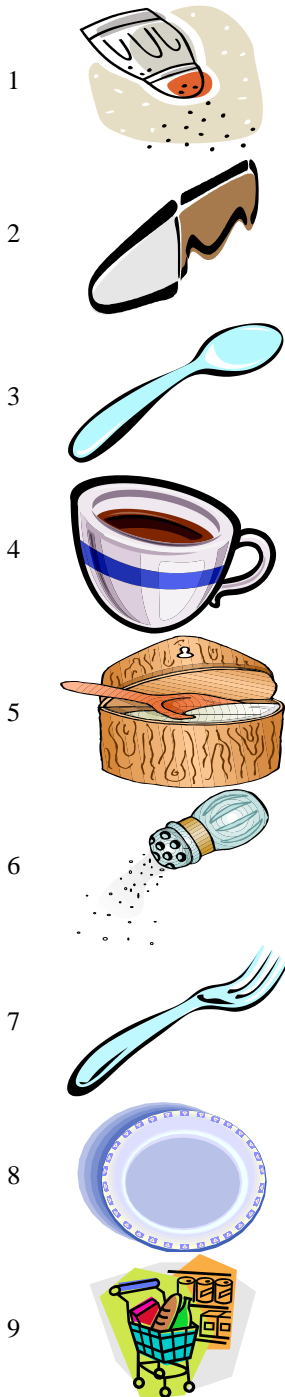
	<p>Q: ha k^w es nte? t <u>čoľ</u>?</p> <p>A: e? ck^went ci <u>čoľ</u>.</p> <p>A: ta.</p>
	
<p>Q: ha k^w es nte? t <u>łtxta</u> ?</p>	<p>Q: ha k^w es nte? t <u>łek^wpcíntn</u>?</p>
<p>A:</p>	<p>A:</p>
	
<p>Q: ha k^w es nte? t <u>łumń</u> ?</p>	<p>Q: ha k^w es nte? t <u>qpéłce?tn</u> ?</p>
<p>A:</p>	<p>A:</p>
	
<p>Q: ha k^w es nte? t <u>łninčmn</u> ?</p>	<p>Q: ha k^w es nte? t <u>łiš</u> ?</p>
<p>A:</p>	<p>A:</p>
	
<p>Q: ha k^w es nte? t <u>łłpo</u> ?</p>	<p>Q: ha k^w es nte? t <u>s?iń</u> ?</p>
<p>A:</p>	<p>A:</p>

i sk^west _____

Practice 2. Answer the questions by telling whether you have or know where the item asked for in the picture. Also answer if you don't know.

	<p>Q: čeň ħu <u>čo</u>l ? A: ihé? ħu <u>čo</u>l. A: ta es mistén.</p>
	
<p>Q: čeň ħu <u>ħxta</u> ?</p>	<p>Q: čeň ħu <u>ħek^wpeíntn</u>?</p>
<p>A:</p>	<p>A:</p>
	
<p>Q: čeň ħu <u>ħumn</u> ?</p>	<p>Q: čeň ħu <u>qpélče?tn</u> ?</p>
<p>A:</p>	<p>A:</p>
	
<p>Q: čeň ħu <u>ħnínčmn</u> ?</p>	<p>Q: čeň ħu <u>ħiš</u> ?</p>
<p>A:</p>	<p>A:</p>
	
<p>Q: čeň ħu <u>ħlpo</u> ?</p>	
<p>A:</p>	

Practice 3. Draw a line from each word to a picture that matches. Use each picture one time only.



- A tiš
- B col
- C lek^wpcítn
- D s?iłn
- E łumń
- F łtxta
- G qpélce?tn
- H łpo
- I łńinčmn